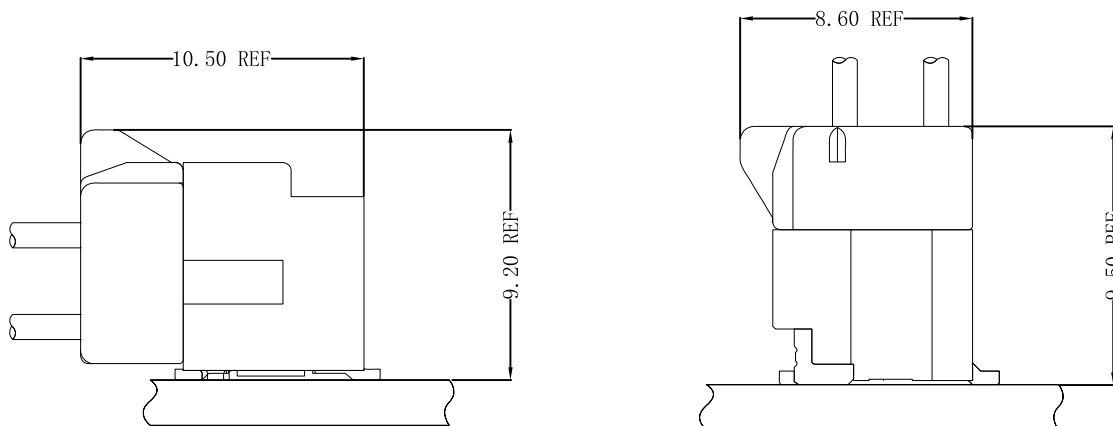


Specifications

- Voltage rating: 100V AC, DC
- Current Rating: 2A, AC, DC
- Withstand voltage: 500V AC/minute
- Contact resistance: 30mΩ max
- Insulation resistance: 500MΩ min
- Temperature range: -40°C ~ +105°C
- *Suitable JVT1507T series Terminal
JVT1507W series Wafer
- Compliant with RoHS and REACH
Contact JVT for details

Assembly layout



JVT1507H

1.5mm Pitch housing

HOUSING

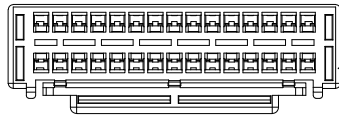
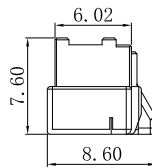
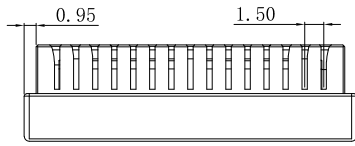
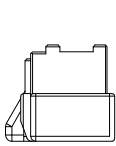
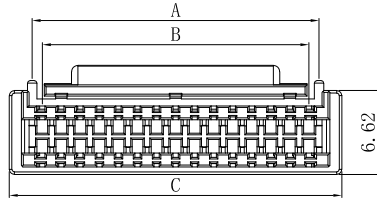
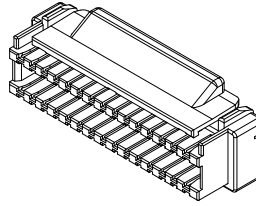
Part No. : JVT1507HNO-2*XX

Material: PA66 UL94V-0

Mates With Part(s) : JVT1507 Terminal

JVT1507HNO-2*XX

Logo
Series NO-
Housing
Pin NO.
NO-PA66 UL94V-0



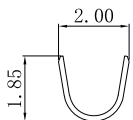
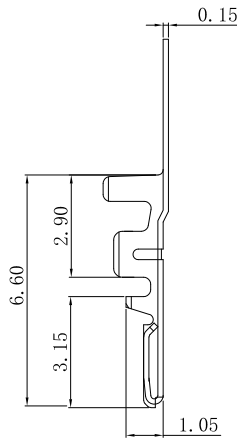
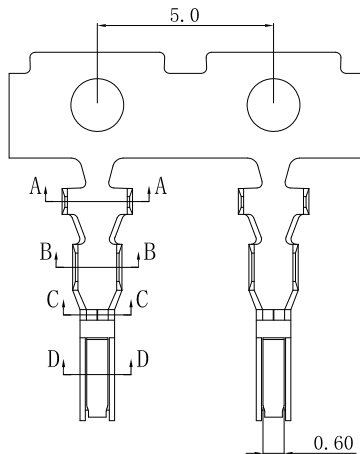
PART No.	Dimensions (mm)		
	A	B	C
2x05	7.5	6.0	11.2
2x06	9.0	7.5	12.7
2x07	10.5	9.0	14.2
2x08	12.0	10.5	15.7
2x09	13.5	12.0	17.2
2x10	15.0	13.5	18.7
2x11	16.5	15.0	20.2
2x12	18.0	16.5	21.7
2x13	19.5	18.0	23.2
2x14	21.0	19.5	24.7
2x15	22.5	21.0	26.2
2x20P	30.0	28.5	33.7

JVT1507T

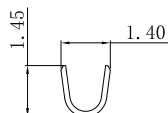
1.5mm Pitch Crimp Terminal

JVT1507TP-XXS

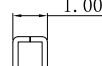
Logo
Series NO-
T-Terminal
P-Phosphor
bronze
S-Stamping before
Plating
SN= Tin-plated
GA= Gold-plated



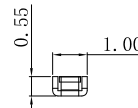
SEC: A-A



SEC: B-B



SEC: C-C

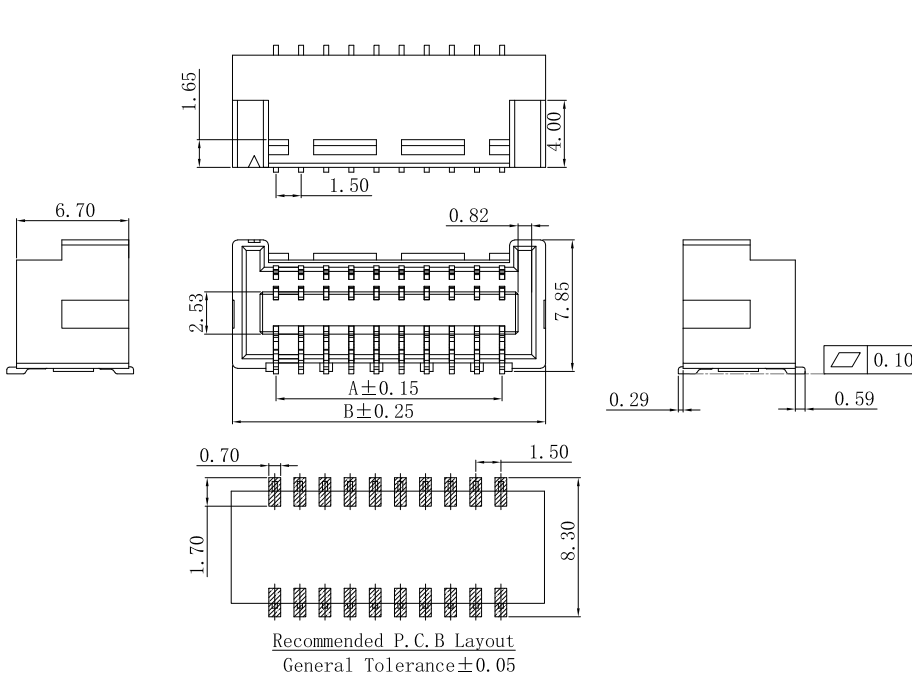


SEC: D-D

JVT1507TP-GAS	Phos Bronze	All gold plating	AWG#24~28	1.10mm (Max)	JVT1507 HOUSING
JVT1507TP-SNS		Tin Plated			
PART NO	Material	Finish (Pin)	Wire Range	Insulation O.D.	Mates With Part(s)

JVT1507W

1.5mm Pitch 90°Wafer-SMT TYPE



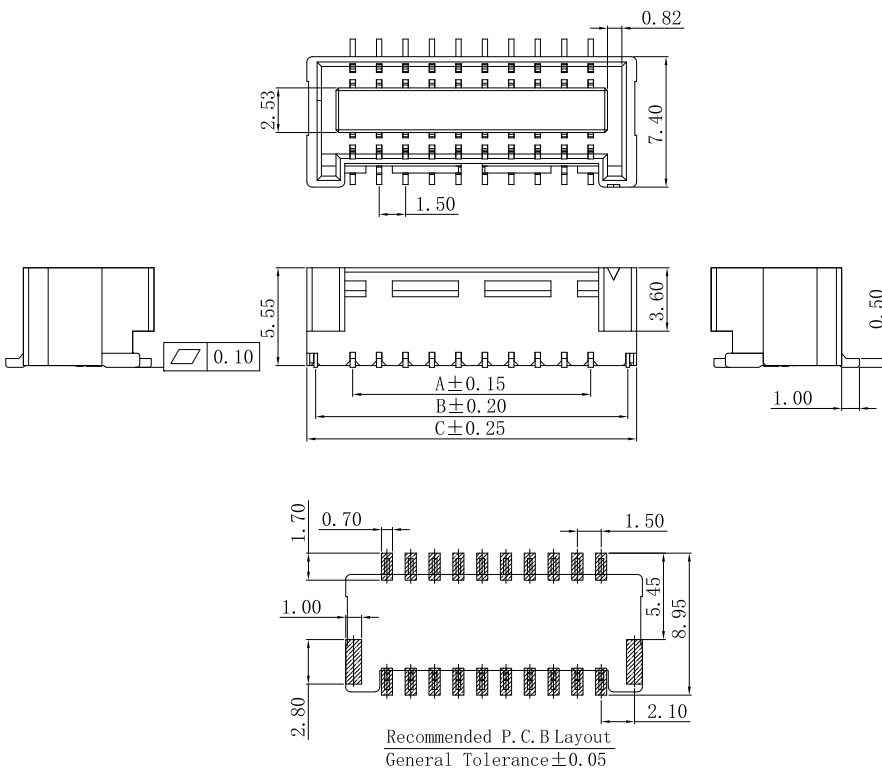
JVT1507WXX-2*XXXXRXX-S
Logo
Series NO.
W-Wafer
LCP-UL94V-0
Pin NO.
S-SMT
Blank-Natural
GY-Grey
R-Right Angle 90°
SN-Tin Plated
GA1-Gold plated1U"
GA3-Gold plated3U"
GA15-Gold plated15U"
GA30-Gold plated30U"

Poles	Dimension mm	
	A	B
2X05	6.00	11.20
2X06	7.50	12.70
2X07	9.00	14.20
2X08	10.50	15.70
2X09	12.00	17.20
2X10	13.50	18.70
2X11	15.00	20.20
2X12	16.50	21.70
2X13	18.00	23.20
2X14	19.50	24.70
2X15	21.00	26.20
2X16	22.50	27.70
2X17	24.00	29.20
2X18	25.50	30.70
2X19	27.00	32.20
2X20	28.50	33.70

JVT1507WLP-2*XXGARXX-S	LCP UL94V-0	Brass	Gold plated	Brass	JVT1507 Housing
JVT1507WLP-2*XXSNRXX-S			Tin plating		
PART NO	Material	Material (Pin)	Finish (Pin)	Material (Solder Tabs)	Mates With Part (s)

JVT1507W

1.5mm Pitch 180°Wafer-DIP TYPE



JVT1507WLP-2*XXXX-S
Logo
Series NO.
W-Wafer
LCP-UL94V-0
Pin NO.
S-SMT
SN-Tin Plated
GA1-Gold plated1U"
GA3-Gold plated3U"
GA15-Gold plated15U"
GA30-Gold plated30U"

PART No.	Dimensions (mm)		
	A	B	C
2x05	6.0	10.2	11.2
2x06	7.5	11.7	12.7
2x07	9.0	13.2	14.2
2x08	10.5	14.7	15.7
2x09	12.0	16.2	17.2
2x10	13.5	17.7	18.7
2x11	15.0	19.2	20.2
2x12	16.5	20.7	21.7
2x13	18.0	22.2	23.2
2x14	19.5	23.7	24.7
2x15	21.0	25.2	26.2
2x16	22.5	26.7	27.7
2x17	24.0	28.2	29.2
2x18	25.5	29.7	30.7
2x19	27.0	31.2	32.2
2x20	28.5	32.7	33.7

JVT1507WLP-2*XXGA-S	LCP UL94V-0	Brass	Gold plated	Brass	JVT1507 Housing
JVT1507WLP-2*XXSN-S			Tin plating		
PART NO	Material	Material (Pin)	Finish (Pin)	Material (Solder Tabs)	Mates With Part (s)