

Specifications

- Voltage rating: 250V AC, DC
- Current Rating: 3A, AC, DC
- Withstand voltage: 800V AC/minute
- Contact resistance: 30mΩ max
- Insulation resistance: 1000MΩ min
- Temperature range: -40°C ~ +105°C
- *Suitable JVT2552T series Terminal
JVT2552W series Wafer
- Compliant with RoHS and REACH
Contact JVT for details

JVT2552H

2.5mm Pitch housing

HOUSING

Part No. : JVT2552HN0-XX

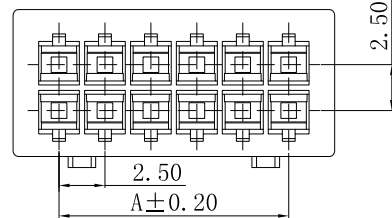
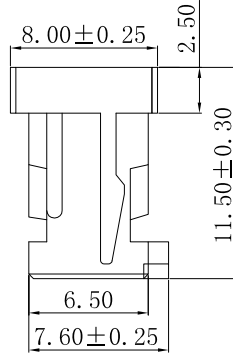
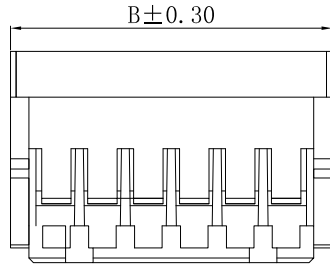
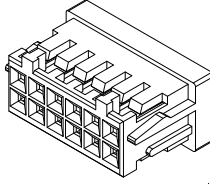
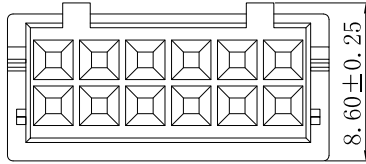
Material: PA66 UL94V-0

Mates With Part(s): JVT2552 Terminal

JVT2552HN0-2*XX

Logo
Series NO.
Housing

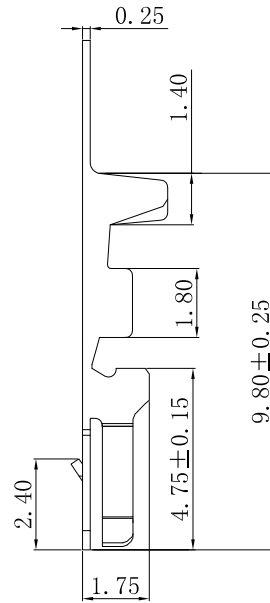
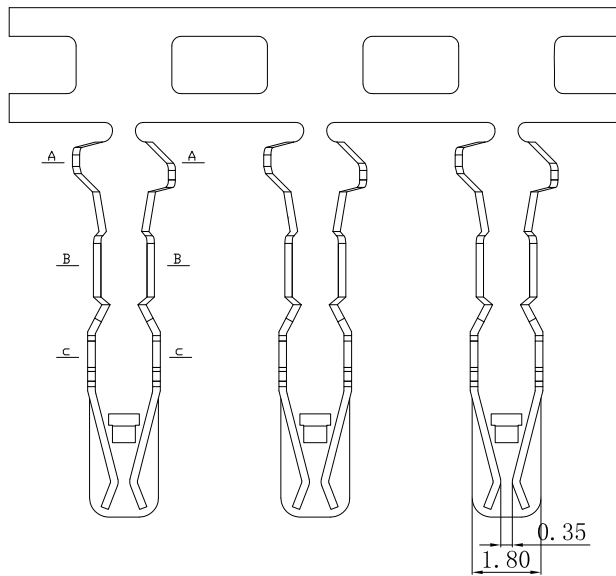
Pin NO.
PA66 UL94V-0



Poles	Dimensions (mm)	
	A	B
2*02	2.50	7.50
2*03	5.00	10.0
2*04	7.50	12.5
2*05	10.00	15.0
2*06	12.50	17.5
2*07	15.00	20.0
2*08	17.50	22.5
2*09	20.00	25.0
2*10	22.50	27.5
2*11	25.00	30.0
2*12	27.50	32.5
2*20	47.50	52.5

JVT2552T

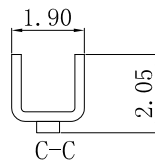
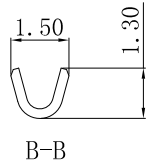
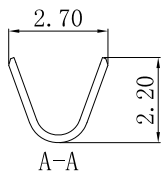
2.5mm Pitch Crimp Terminal



JVT2552TP-SNS

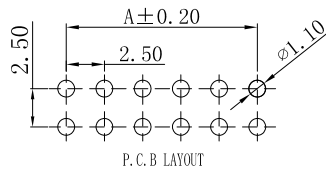
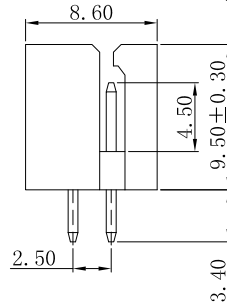
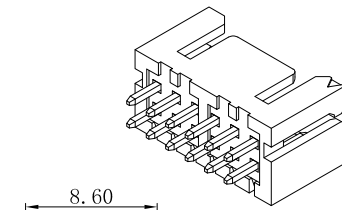
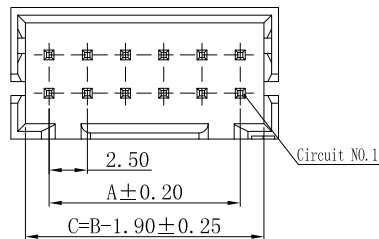
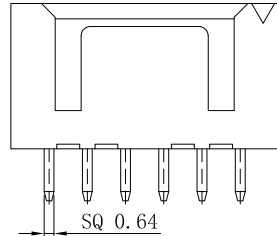
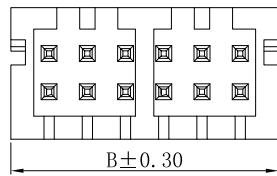
Logo
Series NO.
T-Terminal
P-Phosphor
bronze

Stamping before
Plating
Tin Plated



JVT2552TP-SNS	Phos Bronze	Tin Plated	AWG#24~28	1.3mm (Max)	JVT2552 HOUSING
PART NO	Material	Finish (Pin)	Wire Range	Insulation O. D.	Mates With Part (s)

JVT2553W — 2.5mm Pitch Wafer-DIP TYPE

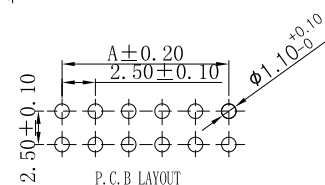
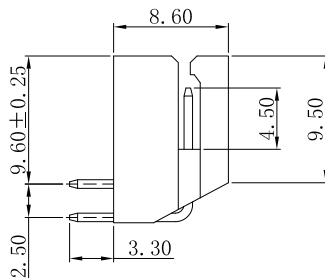
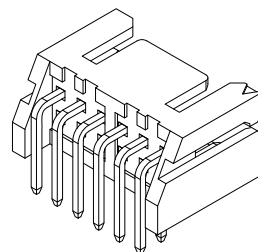
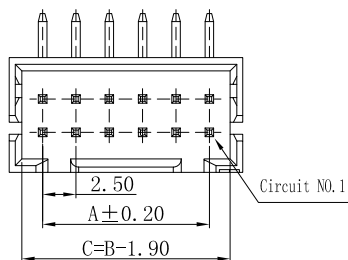
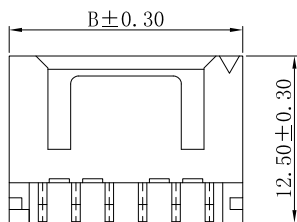
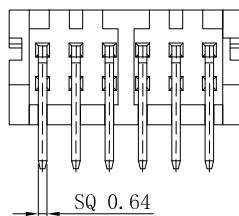


JVT2553WN0-2*XXSNBE-D
Logo — Series NO. — Wafer — PA66 UL94V-0 — DIP — Beige — Tin Plated — Pin NO.

Poles	Dimensions (mm)	
	A	B
2*02	2.50	7.50
2*03	5.00	10.0
2*04	7.50	12.5
2*05	10.00	15.0
2*06	12.50	17.5
2*07	15.00	20.0
2*08	17.50	22.5
2*09	20.00	25.0
2*10	22.50	27.5
2*11	25.00	30.0
2*12	27.50	32.5
2*20	47.50	52.5

JVT2553WN0-2*XXSNBE-D	PA66 UL94V-0	Brass	Tin Plated	JVT2552 Housing
PART NO	Material	Material(Pin)	Finish(Pin)	Mates With Part(s)

JVT2553W — 2.5mm Pitch 90°Wafer-DIP TYPE



JVT2553WN0-2*XXSNBER-D
Logo — Series NO. — Wafer — PA66 UL94V-0 — DIP — Right Angle 90° — Beige — Tin Plated — Pin NO.

Poles	Dimensions (mm)	
	A	B
2*02	2.50	7.50
2*03	5.00	10.0
2*04	7.50	12.5
2*05	10.00	15.0
2*06	12.50	17.5
2*07	15.00	20.0
2*08	17.50	22.5
2*09	20.00	25.0
2*10	22.50	27.5
2*11	25.00	30.0
2*12	27.50	32.5
2*20	47.50	52.5

JVT2553WN0-2*XXSNBER-D	PA66 UL94V-0	Brass	Tin Plated	JVT2552 Housing
PART NO	Material	Material(Pin)	Finish(Pin)	Mates With Part(s)