

Specifications

- Voltage rating: 500V AC, DC
- Current Rating: 1A, AC, DC
- Withstand voltage: 1000V AC/minute
- Contact resistance: 10m Ω max
- Insulation resistance: 1000M Ω min
- Temperature range: -40 $^{\circ}$ C ~ +105 $^{\circ}$ C
- Suitable JVT1200 series Wafer
- Compliant with RoHS and REACH
- Contact JVT for details

JVT2543I

2.54mm Pitch IDC

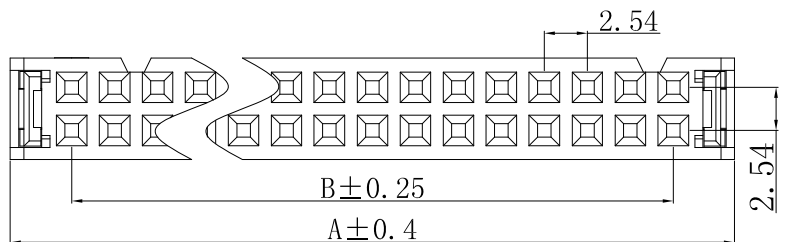

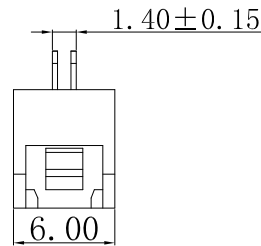
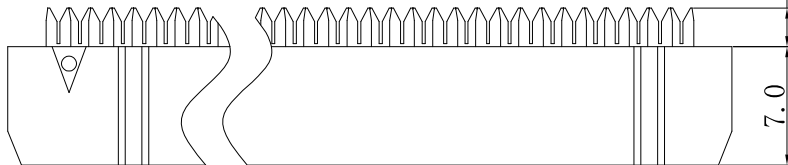
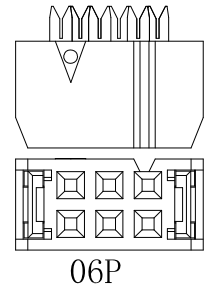
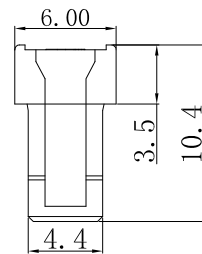
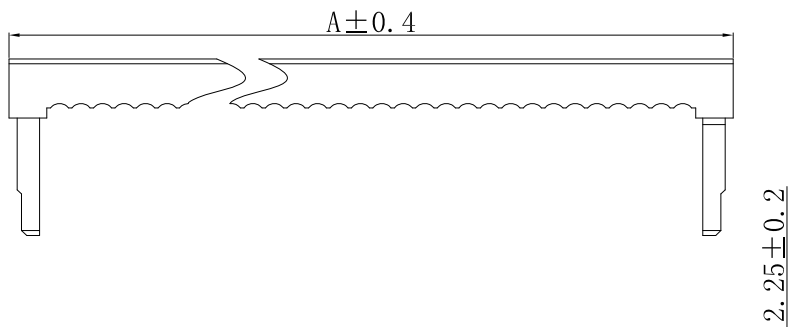
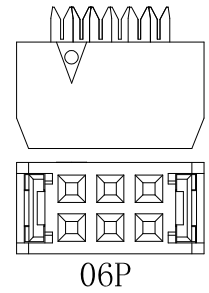
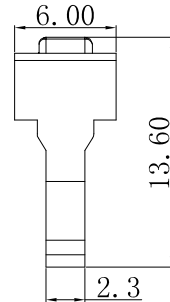
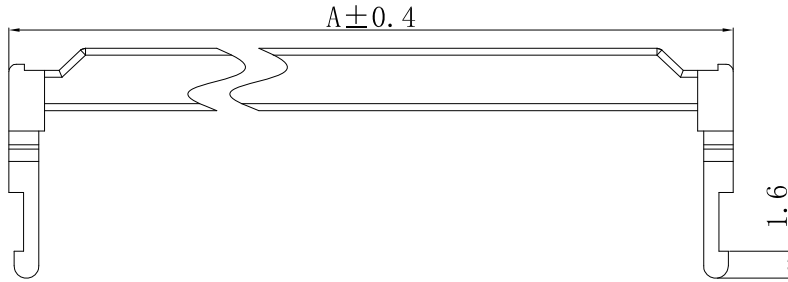
HOUSING

Part No. : JVT2543IPT-XX-3S

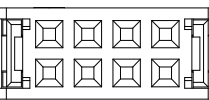
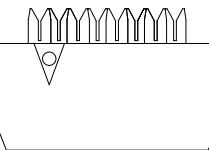
Material: PBT UL94V-0

Mates With Part(s): JVT1200 series Wafer

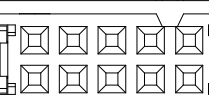
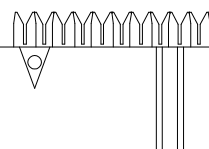
JVT2543IPT-XXX-3S
 Logo
 Series NO.
 IDC
 PT-PBT
 3S-three-piece
 Blank
 N-Gap
 PIN NO.



14P-64P double-groove

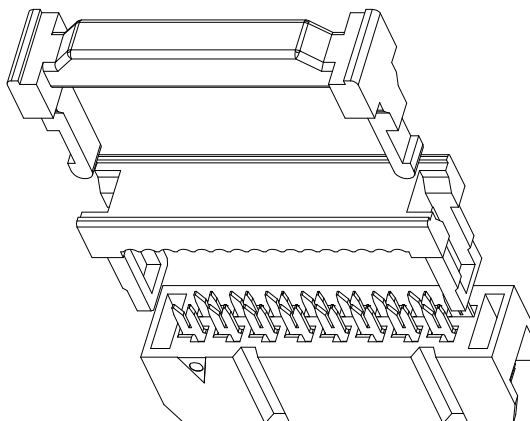


08P



10P-12P

NO. PINS	DIM.A	DIM.B	NO. PINS	DIM.A	DIM.B
06	12.32	5.08	26	37.72	30.48
08	14.86	7.62	30	42.80	35.56
10	17.40	10.16	34	47.88	40.64
12	19.94	12.70	36	50.42	43.18
14	22.48	15.24	40	55.50	48.26
16	25.02	17.78	44	60.58	53.34
18	27.56	20.32	50	68.20	60.96
20	30.10	22.86	60	80.90	73.66
22	32.64	25.40	64	85.98	78.74
24	35.18	27.94			

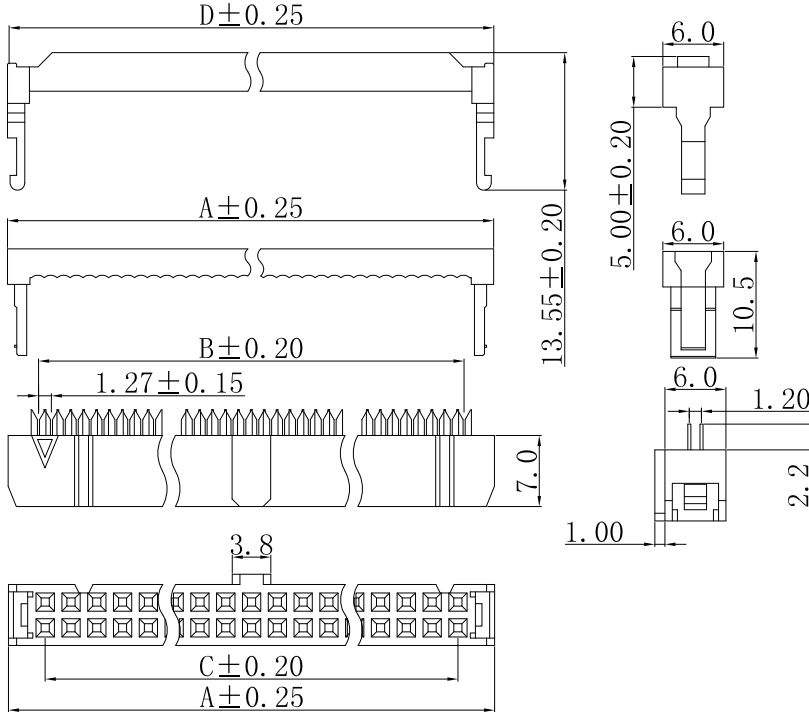


JVT2543I

2.54mm Pitch IDC

HOUSING
Part No. : JVT2543IPT-XX-3S
Material: PBT UL94V-0
Mates With Part(s): JVT1200 series Wafer

JVT2543IPT-XX-3S
Logo
Series NO.
IDC
PT-PBT
3S-three-piece
PIN NO.



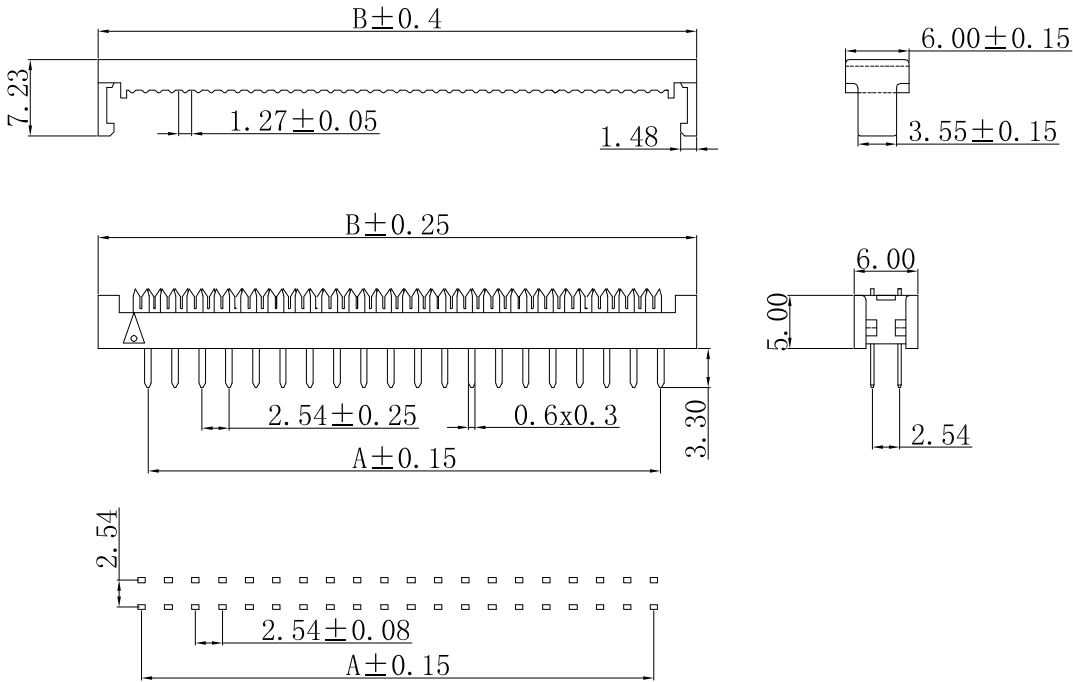
Pos.	Dim. A	Dim. B	Dim. C	Dim. D
8	14.86	8.89	7.62	14.66
10	17.40	11.43	10.16	17.20
12	19.94	13.97	12.70	19.74
14	22.48	16.51	15.24	22.28
16	25.02	19.05	17.78	24.82
18	27.56	21.59	20.32	27.36
20	30.10	24.13	22.86	29.90
24	35.18	29.21	27.94	34.98
26	37.72	31.75	30.48	37.52
30	42.80	36.83	35.56	42.80
34	47.88	41.91	40.64	47.68
36	50.42	44.45	43.18	50.22
40	55.50	49.53	48.26	55.30
44	60.58	54.61	53.34	60.38
50	68.20	62.23	60.96	68.40
60	80.90	74.93	73.66	80.70
64	85.98	80.01	78.74	85.78

JVT2543I

2.54mm Pitch IDC

HOUSING
Part No. : JVT2543IPT-XX-D
Material: PBT UL94V-0
Mates With Part(s): JVT1200 series Wafer

JVT2543IPT-XX-D
Logo
Series NO.
IDC
PT-PBT
DIP
PIN NO.



PART NO	Dim. A	Dim. B
6P	5.08	12.98
8P	7.62	15.52
10P	10.16	18.06
12P	12.7	20.60
14P	15.24	23.14
16P	17.78	25.68
18P	20.32	28.22
20P	22.86	30.76
24P	27.94	35.84
26P	30.48	38.38
28P	33.02	40.92
30P	35.56	43.46
34P	40.64	48.54
40P	48.26	56.16
50P	60.96	68.86
60P	73.66	81.56
64P	78.74	86.64

Recommend p. c. Board Layout

JVT2543I

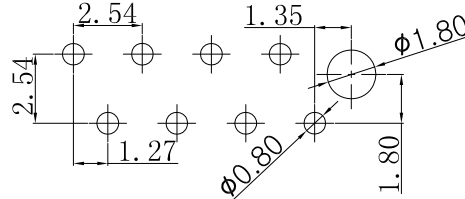
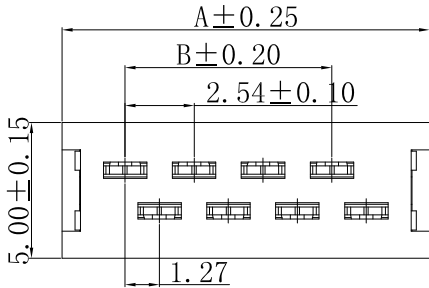
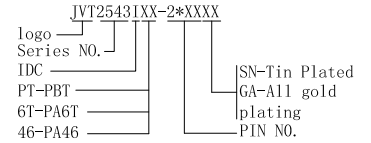
2.54mm Pitch IDC

HOUSING

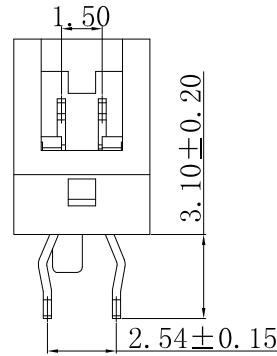
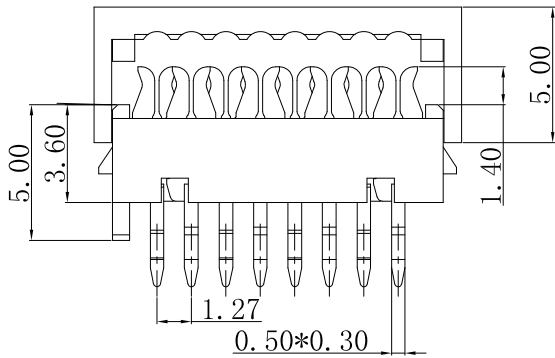
Part No. : JVT2543IXX-2*XXXX

Material: PBT/PA6T/PA4T UL94V-0

Mates With Part(s): JVT1200 series Wafer



Recommend P. C. B Layout
(PCB BOARD TOLERANCE ± 0.05)



Poles	DIM	
	A	B
2*2	8.45	2.54
2*3	10.99	5.08
2*4	13.53	7.62
2*5	16.07	10.16
2*6	18.61	12.70
2*7	21.15	15.24
2*8	23.69	17.78
2*9	26.23	20.32
2*10	28.77	22.86