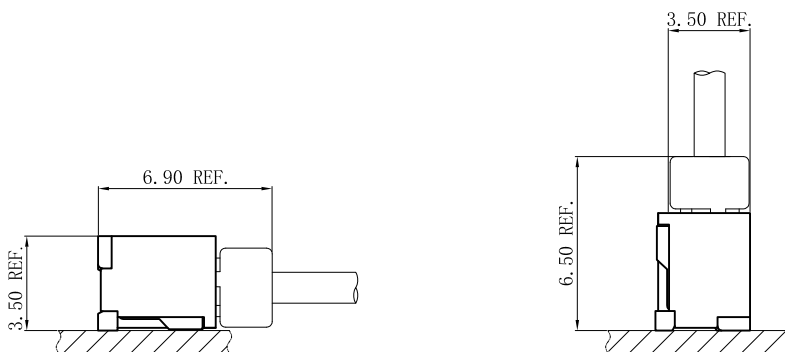


## Specifications

- Voltage rating: 50V AC, DC
- Current Rating: 1A, AC, DC
- Withstand voltage: 500V AC/minute
- Contact resistance: 20m $\Omega$  max
- Insulation resistance: 100m $\Omega$  min
- Temperature range: -40 $^{\circ}$ C ~ +105 $^{\circ}$ C
- Compliant with RoHS and REACH
- Contact JVT for details

## Assembly layout



**JVT1403 SERIES**

1.0mm pitch wire to board connector

**JVT1403H**

1.0mm Pitch housing

HOUSING

Part No. : JVT1403HN0-XXDL

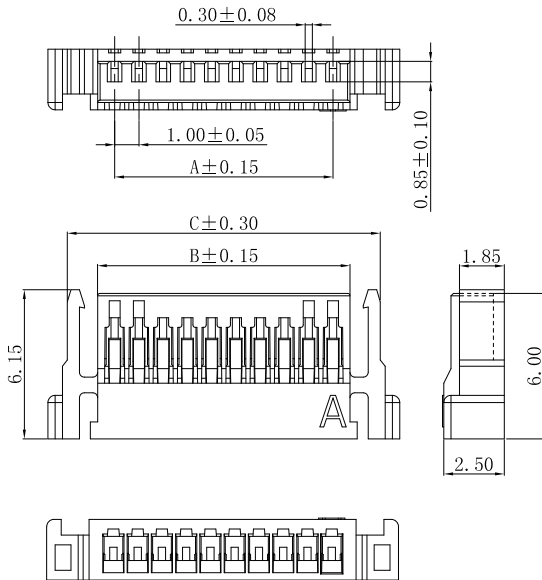
Material: Nylon 66 UL94V-0

Mates With Part(s): JVT1403 Terminal

JVT1403HN0-XXDL

Logo  
Series NO.  
Housing

Both sides Lock  
Pin NO.  
PA66 UL94V-0



Poles	Dimensions (mm)			POLES	Dimensions (mm)		
	A	B	C		A	B	C
02	1.00	2.40	4.90	12	11.00	12.40	14.90
03	2.00	3.40	5.90	13	12.00	13.40	15.90
04	3.00	4.40	6.90	14	13.00	14.40	16.90
05	4.00	5.40	7.90	15	14.00	15.40	17.90
06	5.00	6.40	8.90	16	15.00	16.40	18.90
07	6.00	7.40	9.90	17	16.00	17.40	19.90
08	7.00	8.40	10.90	18	17.00	18.40	20.90
09	8.00	9.40	11.90	19	18.00	19.40	21.90
10	9.00	10.40	12.90	20	19.00	20.40	22.90
11	10.00	11.40	13.90				

Unit:mm

**JVT1403H**

1.0mm Pitch housing

HOUSING

Part No. : JVT1403HN0-XX

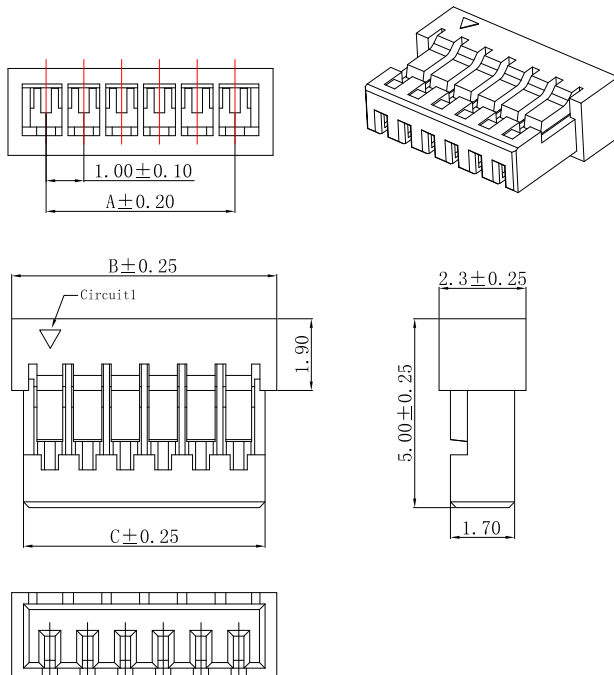
Material: Nylon 66 UL94V-0

Mates With Part(s): JVT1403 Terminal

JVT1403HN0-XX

Logo  
Series NO.  
Wafer

Pin NO.  
NO-PA66 UL94V-0



Poles	Dimensions (mm)		
	A	B	C
02	1.00	3.00	2.40
03	2.00	4.00	3.40
04	3.00	5.00	4.40
05	4.00	6.00	5.40
06	5.00	7.00	6.40
07	6.00	8.00	7.40
08	7.00	9.00	8.40
09	8.00	10.00	9.40
10	9.00	11.00	10.40
11	10.00	12.00	11.40
12	11.00	13.00	12.40
13	12.00	14.00	13.40
14	13.00	15.00	14.40
15	14.00	16.00	15.40
16	15.00	17.00	16.40
17	16.00	18.00	17.40
18	17.00	19.00	18.40
19	18.00	20.00	19.40
20	19.00	21.00	20.40

Unit:mm

**JVT1403 SERIES**

1.0mm pitch wire to board connector

**JVT1403H**

1.0mm Pitch housing

HOUSING

Part No.: JVT1403HN0-XXL

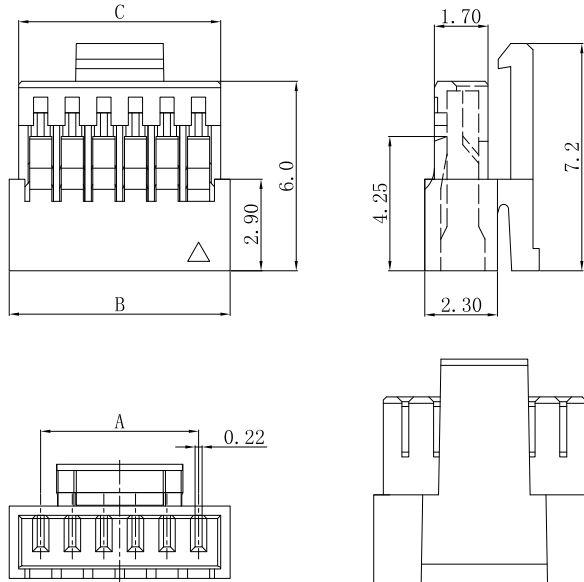
Material: Nylon 66 UL94V-0

Mates With Part(s): JVT1403 Terminal

JVT1403HN0-XXL

Logo  
Series NO.  
Housing

Lock  
Pin NO.  
NO-PA66 UL94V-0

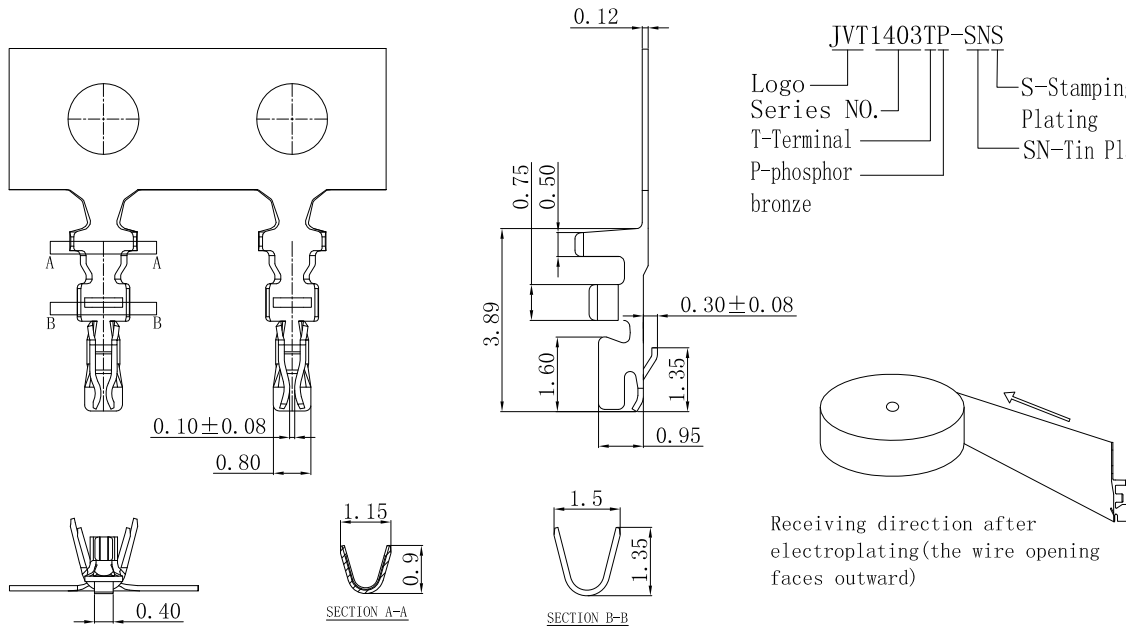


Poles	Dimensions (mm)		
	A	B	C
02	1.00	3.00	2.40
03	2.00	4.00	3.40
04	3.00	5.00	4.40
05	4.00	6.00	5.40
06	5.00	7.00	6.40
07	6.00	8.00	7.40
08	7.00	9.00	8.40
09	8.00	10.00	9.40
10	9.00	11.00	10.40
11	10.00	12.00	11.40
12	11.00	13.00	12.40
13	12.00	14.00	13.40
14	13.00	15.00	14.40
15	14.00	16.00	15.40
16	15.00	17.00	16.40
17	16.00	18.00	17.40
18	17.00	19.00	18.40
19	18.00	20.00	19.40
20	19.00	21.00	20.40

Unit:mm

**JVT1403T**

1.0mm Pitch Crimp Terminal



JVT1403TP-SNS

Logo  
Series NO.  
T-Terminal  
P-phosphor bronze

S-Stamping before Plating  
SN-Tin Plated

Receiving direction after electroplating (the wire opening faces outward)

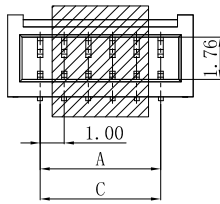
JVT1403TP-SNS	Phos Bronze	Tin Plated	AWG#28~32	0.9mm(Max)	JVT1403 HOUSING
PART NO	Material	Finish(Pin)	Wire Range	Insulation O.D.	Mates With Part(s)

**JVT1403 SERIES**

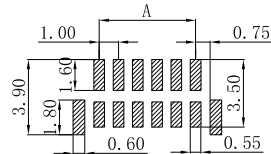
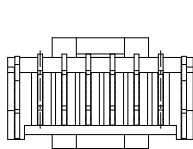
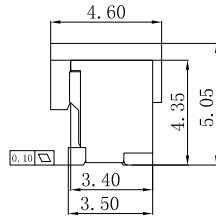
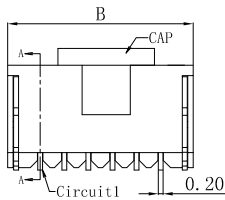
1.0mm pitch wire to board connector

**JVT1403W**

1.0mm Pitch Wafer-SMT TYPE



JVT1403W9T-XXSNC-S  
 Logo  
 Series NO.  
 Wafer  
 PA9T  
 S-SMT  
 C-Cap  
 SN-Tin Plated  
 PIN NO.



P. C. B LAYOUT

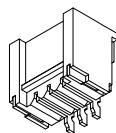
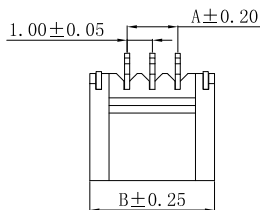
poles	Dimensions (mm)			poles	Dimensions (mm)		
	A	B	C		A	B	C
02	1.00	3.70	2.50	12	11.00	13.70	12.50
03	2.00	4.70	3.50	13	12.00	14.70	13.50
04	3.00	5.70	4.50	14	13.00	15.70	14.50
05	4.00	6.70	5.50	15	14.00	16.70	15.50
06	5.00	7.70	6.50	16	15.00	17.70	16.50
07	6.00	8.70	7.50	17	16.00	18.70	17.50
08	7.00	9.70	8.50	18	17.00	19.70	18.50
09	8.00	10.70	9.50	19	18.00	20.70	19.50
10	9.00	11.70	10.50	20	19.00	21.70	20.50
11	10.00	12.70	11.50				

Unit:mm

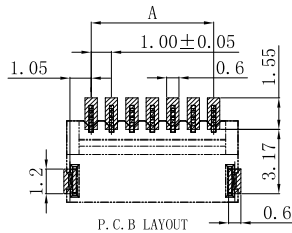
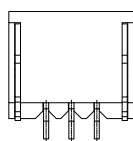
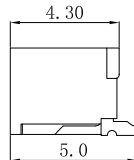
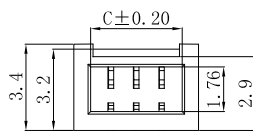
JVT1403W9T-XXSNC-S	PA9T UL94V-0	Phos Bronze	Tin Plated	Phos Bronze	Tin Plated	JVT1403 Housing
PART NO	Material	Material(Pin)	Finish(Pin)	Material (Solder Tabs)	Finish (Solder Tabs)	Mates With Part(s)

**JVT1403WR**

1.0mm Pitch 90°Wafer-SMT TYPE



JVT1403W9T-XXSNR-S  
 Logo  
 Series NO.  
 Wafer  
 PA9T  
 S-SMT  
 R-Right Angle 90°  
 SN-Tin Plated  
 PIN NO.



P. C. B LAYOUT

poles	Dimensions (mm)			poles	Dimensions (mm)		
	A	B	C		A	B	C
02	1.00	3.90	2.50	12	11.00	13.90	12.50
03	2.00	4.90	3.50	13	12.00	14.90	13.50
04	3.00	5.90	4.50	14	13.00	15.90	14.50
05	4.00	6.90	5.50	15	14.00	16.90	15.50
06	5.00	7.90	6.50	16	15.00	17.90	16.50
07	6.00	8.90	7.50	17	16.00	18.90	17.50
08	7.00	9.90	8.50	18	17.00	19.90	18.50
09	8.00	10.90	9.50	19	18.00	20.90	19.50
10	9.00	11.90	10.50	20	19.00	21.90	20.50
11	10.00	12.90	11.50				

Unit:mm

JVT1403W9T-XXSNR-S	PA9T UL94V-0	Phos Bronze	Tin Plated	Phos Bronze	Tin Plated	JVT1403 Housing
PART NO	Material	Material(Pin)	Finish(Pin)	Material (Solder Tabs)	Finish (Solder Tabs)	Mates With Part(s)