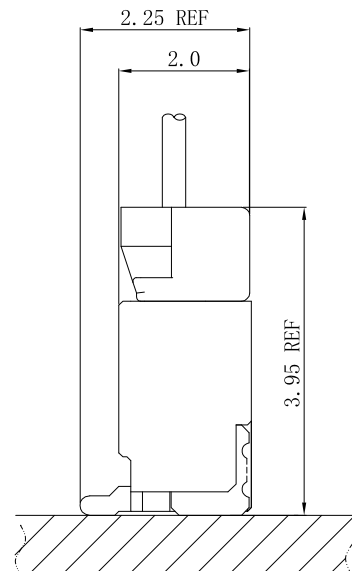
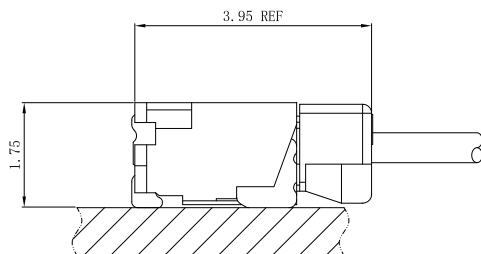


Specifications

- Voltage rating: 30V AC, DC
- Current Rating: 0.5A, AC, DC
- Withstand voltage: 200V AC/minute
- Contact resistance: 20mΩ max
- Insulation resistance: 100mΩ min
- Temperature range: -40°C ~ +105°C
- Compliant with RoHS and REACH
- Contact JVT for details

Assembly layout



JVT0803 SERIES

0.8mm pitch wire to board connector

JVT0803H

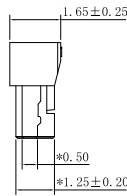
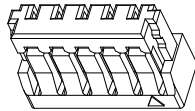
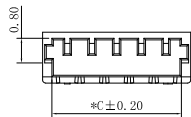
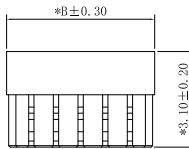
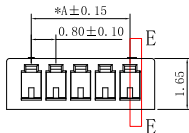
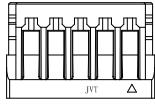
0.8mm Pitch housing

HOUSING

Part No. : JVT0803H46-XX

Material: Nylon 46 UL94V-0

Mates With Part(s): JVT0803 Terminal



JVT0803H46-XX
Logo
Series NO.
Housing
PA46 UL94V-0
Pin NO.

PART NO.	Dimensions			PART NO.	Dimensions		
	A	B	C		A	B	C
02	0.80	2.40	1.80	12	8.80	10.40	9.80
03	1.60	3.20	2.60	13	9.60	11.20	10.60
04	2.40	4.00	3.40	14	10.40	12.00	11.40
05	3.20	4.80	4.20	15	11.20	12.80	12.20
06	4.00	5.60	5.00	16	12.00	13.60	13.00
07	4.80	6.40	5.80	17	12.80	14.40	13.80
08	5.60	7.20	6.60	18	13.60	15.20	14.60
09	6.40	8.00	7.40	19	14.40	16.00	15.40
10	7.20	8.80	8.20	20	15.20	16.80	16.20
11	8.00	9.60	9.00				

Unit:mm

JVT0803H

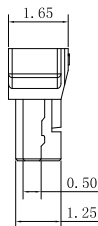
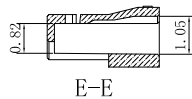
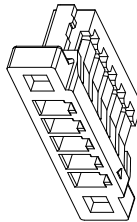
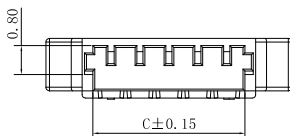
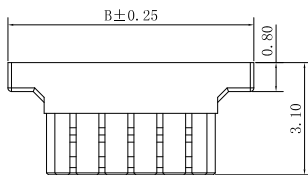
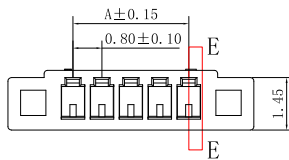
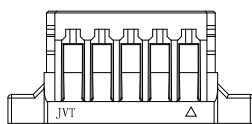
0.8mm Pitch housing

HOUSING

Part No. : JVT0803H46-XXE

Material: Nylon 46 UL94V-0

Mates With Part(s): JVT0803 Terminal



JVT0803H46-XXE
Logo
Series NO.
Housing
PA46 UL94V-0
E-With ears
Pin NO.

PART NO.	Dimensions			PART NO.	Dimensions		
	A	B	C		A	B	C
02	0.80	4.40	1.80	12	8.80	12.40	9.80
03	1.60	5.20	2.60	13	9.60	13.20	10.60
04	2.40	6.00	3.40	14	10.40	14.00	11.40
05	3.20	6.80	4.20	15	11.20	14.80	12.20
06	4.00	7.60	5.00	16	12.00	15.60	13.00
07	4.80	8.40	5.80	17	12.80	16.40	13.80
08	5.60	9.20	6.60	18	13.60	17.20	14.60
09	6.40	10.00	7.40	19	14.40	18.00	15.40
10	7.20	10.80	8.20	20	15.20	18.80	16.20
11	8.00	11.60	9.00				

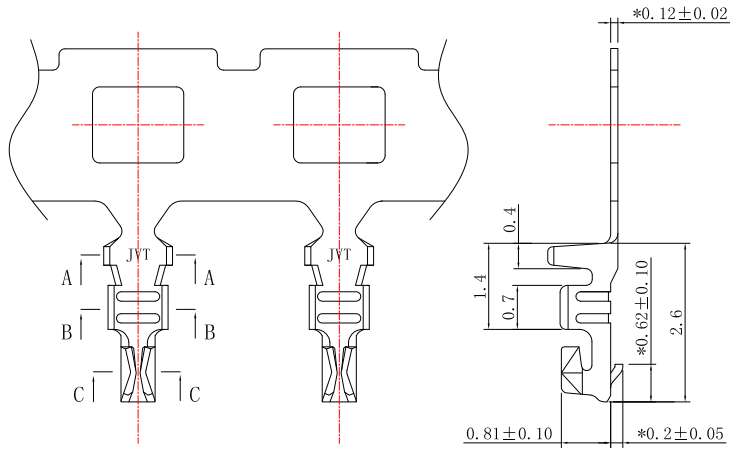
Unit:mm

JVT0803 SERIES

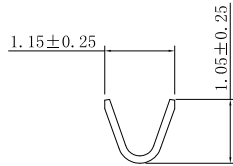
0.8mm pitch wire to board connector

JVT0803T

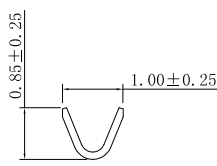
0.8mm Pitch Crimp Terminal



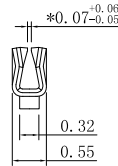
JVT0803TP-XXS
 Logo
 Series NO.
 T-Terminal
 P-phosphor
 bronze
 S-Stamping
 before Plating
 GA-All gold plating
 SN-Tin Plated



SECTION: A-A



SECTION: B-B



SECTION: C-C

JVT0803TP-GAS	Phos Bronze	Gold Plated	AWG#32~34	0.58mm MAX	JVT0803 HOUSING
JVT0803TP-SNS		Tin Plated			
PART NO	Material	Finish(Pin)	Wire Range	Insulation O.D.	Mates With Part(s)